



# STONE PAINTING




For best results you will need acrylic paint for this activity.

Or you can use poster paint but this might wash off.



Cover the stone with paint then leave to dry.




Draw a picture using a pencil when the stone is dry.




Use a smaller brush to paint over your pencil drawing.



Then color the inside of the stone.



Using a cocktail stick: draw spots or your own personal design.



You can add stickers to the stone or any other material.



Now you have a lovely stone.

Some examples of painted stones

